



KOMANDOR

RESIDENTIAL



Factory and Showroom

863 Rangeview Rd.
Mississauga, ON
L5E 1H1



Improve Canada Showroom

7250 Keele Street
Vaughan, ON
L4K 1Z8
Booth 87
By Appointment

Links

www.komandor.ca
[Product Catalogues](#)





KOMANDOR Advantages



Fully custom products designed and manufactured to the nearest 1/32" on the height, width and depth of your specification



Complimentary CAD design and price quotations with renderings



Single source manufacturing and installation



Site measurements confirmed by our Design Consultant



Installation by our qualified, experienced Install Teams



Co-ordination with other Trades for satisfactory and expeditious completion of the work



Wardrobe with OPAL hinged cabinet doors

CLOSETS



Closet organizer with sliding doors

Organizers, built-in wardrobes, and walk-ins


- Closet units come in all sorts of sizes and configurations
- Hanging, double hanging, shelving, drawers can all be designed however is necessary
- Wardrobes can be covered with cabinet doors (24" cabinet depth required) or can be covered with wall to wall, floor to ceiling sliding doors



KOMANDOR

Highlights:

- Accessories selections tailored to budget
- Multiple lines for differing aesthetics
- Items for folded & hanging clothing, shoes, handbags, jewellery, accessories and laundry
- Drawer safe box
- LED lighting options



TAG

ACCESSORIES





Bi-pass application

DOORS



Bi-fold door application

Door Highlights

- Bi-pass sliding, pivot, barn door, bi-fold, pocket door
- Largest selection in the city of frame styles and colours
- Choice of aluminum or steel
- Ball bearing rollers: smooth action, very quiet and extra durable
- Top hung, recessed track, and standard bottom roll
- Frameless solid core slab doors
- Shaker style solid core doors



Solid core slab sliding doors



Inside (shown above) & Outside corner door applications

Sliding Door Inserts

- Laminate panel in hundreds of colours
- Back painted glass in several colours
- Mirror, antique mirror
- Clear, frosted and tinted glass
- Architectural glass
- Combinations of materials



Space dividing application

SHELVING



Entertainment centre application

Orto Shelving System

An architectural way to display valued items or a modern take on dividing rooms.

This system is on the cutting edge of design and comes in several finishes. It is an aluminum framework that can be combined and fitted in different configurations with a variety of shelves and cabinets. Banish boring with Orto.



LUMI glass wall and swing door system

PARTITIONS



LUMI fixed screens

LUMI

Swing | Sliding | Fixed Panels | Screens | Corner Posts

A stylish solution to divide open space or partition rooms.

This system has been extremely well received by the Interior Design community since its introduction at the Interior Design Show and is being specified in more and more projects in the city.

LUMI is an aluminum framed interior glazing system that can be combined and fitted in different configurations and accepts a host of insert material: glass, architectural glass, panel, mirror and more.



Kitchen Highlights:

- Fully custom cabinetry
- CAD design and pricing
- Openings and cut-outs as necessary for hardware, appliances, plumbing fixtures, electrical work
- Assembled cabinets as much as possible before delivery
- Frameless cabinet box construction
- Overlay cabinet door installation
- Slab style door and drawer fronts
- White melamine material for components
- Choice of materials for door and drawer fronts

CABINETS



Custom kitchen application



Highlights:

- Hardware selections tailored to budget requirements
- Standard, free swing, soft close hinges
- Under mount, soft close, full extension drawer slides
- Cutlery inserts
- Garbage and recycling centre options
- Large selection of decorative handles and knobs
- LED lighting options



HARDWARE




Panel Highlights:

- European imports
- Textured
- High Gloss
- SuperMatt
- Specialty
- Soft Touch




Many more colours available & in stock



Glass Highlights:

- Laminated safety in clear and frosted
- Tempered
- Architectural



INSERT MATERIALS



Additional information:

- Full employee WSIB coverage and clearance certificates provided as required
- Evidence of insurance showing minimum of \$5,000,000.00 general liability as well as owned and non-owned vehicle coverages to be provided
- Named parties can be added as additional insured
- Product care instructions provided
- All products come with a manufacturer's warranty
- Shop drawings to be produced within 1 week upon request (detailed, dimensioned with elevations)
- Panel samples in duplicate of finishes to be provided within 1 week upon request





Some companies we have done work with over the years



Daoust Construction

