



TAW ADJUSTABLE WALLS



# KOMANDOR WALLS

We specialise in partitioning and development of rooms for their comfortable and functional use. For over 25 years we have been creating adjustable systems that are valued by customers worldwide. They became a base for designing and implementing innovative solutions used to partition space in a flexible manner. Our offer covers a broad range of products and the possibility to modify available variants. Regardless of factors, such as structure of a building, intended use of rooms, architecture and style of rooms, and application of walls, KOMANDOR WALLS brings aesthetics, practicality, and safety of interior use to a higher level.

Our adjustable walls are the perfect solution to partition interiors in modern building industry. They possess wonderful mechanical and acoustic parameters, which are the result of optimal and reliable structure acquired as a result of many years of experience of our engineers. Thanks to the application of high quality materials, the wall is distinguished by great rigidity, high acoustic insulation, and above average design.

In the KOMANDOR WALLS' offer you can find MAW mobile walls that move on tracks mounted in the ceiling of a room and TAW adjustable walls that are mounted to the floor and ceiling. Both systems are distinguished by solid and stable structure in practically unlimited number of variants. Unlike standard plasterboard walls, the TAW walls do not require breach of building's structure and demolition when a need to reconfigure rooms arises. This enables to easily disassemble the walls and install them in other places, which is an important feature when you run a business in dynamic way.

TAW 1 walls constitute as a single-pane interior partition system that is characterised by lightness of structure and appropriate acoustic insulation. The TAW 2 system consists of two-pane adjustable walls, with or without muntin, which are characterised by great rigidity and exceptionally good acoustic insulation. There is a possibility to assemble three types of doors: full-glass doors, doors in aluminium frame, and classic wooden doors.

# TABLE OF CONTENTS

TAW 1 ADJUSTABLE WALLS.....	2
TAW 2 ADJUSTABLE WALLS.....	8
• TAW 2 WITH MUNTIN.....	10
• TAW 2 WITHOUT MUNTIN.....	15
CONTACT.....	20

# TAW 1 ADJUSTABLE WALLS

TAW 1 adjustable walls constitute as a single-pane interior partition system with light structure and good acoustic insulation, which allows to assemble single door with doorframe, as well as optional falling threshold that silences the room.

Our solutions meet exceptionally restrictive quality requirements and possess durability and acoustic insulation certificates, which in turn allows to mount them in public utility buildings.

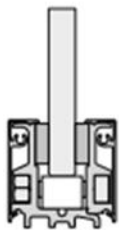


TAW 1 adjustable walls system

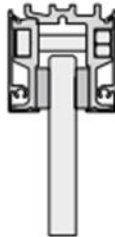


TAW 1 adjustable walls system - single wall

# TAW 1 • CONSTRUCTION DETAILS



lower profile



upper profile



lower profile - mount in floor

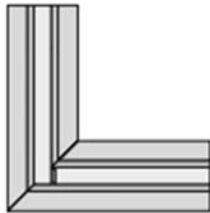


upper profile - mount directly in ceiling

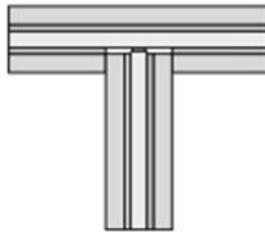


upper profile - mount using a track

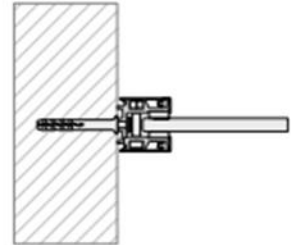

# TAW 1 • CONSTRUCTION DETAILS



wall connection at 90 degree angle - L



wall connection at 90 degree angle - T



pane connection



single wall

## TAW 1 • DOOR TYPES



full glass doors with acoustic threshold  
classic lock, surface hinges



full glass doors  
classic lock, surface hinges

# TAW 1 • TECHNICAL SPECIFICATION

<b>Basic information</b>	single-pane system without muntin
<b>Mounting strap width</b>	40 mm
<b>Mounting strap height</b>	40 mm
<b>Acoustic insulation *</b>	Rw max. 40 dB (0, -3)
<b>Reaction to fire</b>	A1 **
<b>Fire resistance class</b>	not determined
<b>wall height</b>	up to 3,500 mm ***
<b>Panes</b>	VSG: 55.1, 55.2, 66.1, 56.2, 88.2
<b>Doors</b>	single doorframe door (full glass)
<b>Category of use * (ETAG 003)</b>	IV
<b>Categories of rooms * (PN-EN 1991-1-1-2004)</b>	A (residential), B (office), C (for meetings)
<b>Material</b>	aluminium anode
<b>Colour options</b>	colours from RAL palette available

\* Confirmed by studies conducted in the Institute for Building Technology

\*\* Aluminium angles are classified as non-flammable and meeting the requirements of A1 reaction to fire class acc. to EN 13501-1 without tests, according to the European Commission's Decision 96/603/EC with changes acc. to the European Commission's Decision 2000/605/EC and 2003/424/EC

Glass panes are classified as meeting the requirements of A1 reaction to fire class acc. to EN 13501-1 without tests, according to the European Commission's Decision 96/603/EC with changes acc. to the European Commission's Decision 2000/605/EC and 2003/424/EC

\*\*\* We recommend using VSG 66.1, 66.2, or 88.2 glass for heights above 2,700 mm

# TAW 2 ADJUSTABLE WALLS

The TAW 2 system consists of two-pane adjustable walls, with or without muntin, which are characterised by great rigidity and exceptionally good acoustic insulation. There is a possibility to mount full glass doors, doors in aluminium doorframe, and classic wooden doors (all variants with falling threshold option).

Powder painted profiles in any colour from the RAL palette and optional LED illumination expand the configuration and application choices. The TAW 2 system is divided into two options: with muntin and without muntin.



TAW 2 adjustable walls system with muntin



TAW 2 adjustable walls system without muntin

# TAW 2 WALLS WITH MUNTIN

TAW 2 walls with muntin provide great rigidity and stability, great acoustic insulation, and plenty of daylight. It is possible to adjust the development's colour to the interior by using the RAL palette.

Additional development arrangement possibilities are given by variety of door models that optionally can be equipped with falling threshold, which improve acoustic insulation.



TAW 2 adjustable walls system with muntin

## TAW 2 WITH MUNTIN • CONSTRUCTION DETAILS



lower profile




upper profile



lower profile - mount in floor

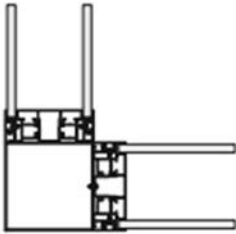


upper profile - mount directly in ceiling

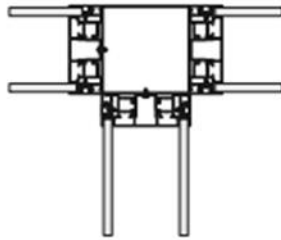


upper profile - mount using a track

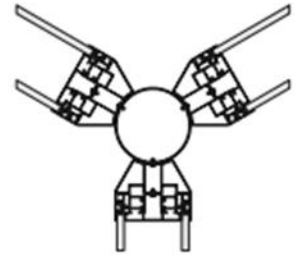
## TAW 2 WITH MUNTIN • CONSTRUCTION DETAILS



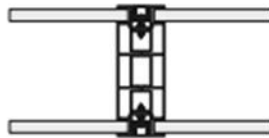
wall connection at 90 degree angle - L



wall connection at 90 degree angle - T



wall connection at any angle - Y



pane connection using muntin

## TAW 2 WITH MUNTIN • DOOR TYPES



wooden doors  
falling threshold option, magnetic lock, hidden hinges



glass doors in aluminium doorframe  
falling threshold option, hidden hinges, classic lock



full glass doors  
classic lock, surface hinges



full glass doors in aluminium doorframe  
classic lock, surface hinges

# TAW 2 WITH MUNTIN • TECHNICAL SPECIFICATION

<b>Basic information</b>	two-pane system with muntin
<b>Mounting strap width</b>	110 mm
<b>Mounting strap height</b>	40 mm
<b>Muntin width</b>	40 mm
<b>Acoustic insulation *</b>	Rw max. 51 dB (-2, -6)
<b>Reaction to fire</b>	A1 **
<b>Fire resistance class</b>	not determined
<b>Wall height</b>	up to 3,520 mm
<b>Panes</b>	VSG: 33.1, 44.1, 55.1, 56.1, 88.2
<b>Doors</b>	single doorframe door (full glass, in aluminium frame, or wooden)
<b>Category of use * (ETAG 003)</b>	IV
<b>Categories of rooms * (PN-EN 1991-1-1-2004)</b>	A (residential), B (office), C (for meetings)
<b>Material</b>	aluminium anode
<b>Colour options</b>	colours from RAL palette available

\* Confirmed by studies conducted in the Institute for Building Technology

\*\* Aluminium angles are classified as non-flammable and meeting the requirements of A1 reaction to fire class acc. to EN 13501-1 without tests, according to the European Commission's Decision 96/603/EC with changes acc. to the European Commission's Decision 2000/605/EC and 2003/424/EC

Glass panes are classified as meeting the requirements of A1 reaction to fire class acc. to EN 13501-1 without tests, according to the European Commission's Decision 96/603/EC with changes acc. to the European Commission's Decision 2000/605/EC and 2003/424/EC

# TAW 2 WALLS WITHOUT MUNTIN

TAW 2 walls without muntin provide appropriate rigidity and great light permeability. Thus, arrangement walls without muntin serve as less visible walls.

The two-pane structure provides great acoustic insulation, which can be additionally improved through the use of falling thresholds in doors.



TAW 2 adjustable walls systems without muntin

## TAW 2 WITHOUT MUNTIN • CONSTRUCTION DETAILS



lower profile - cross-section



upper profile - cross-section



pane connection



lower profile - mount in floor

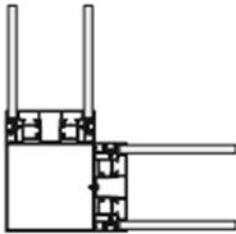


upper profile - mount directly in ceiling

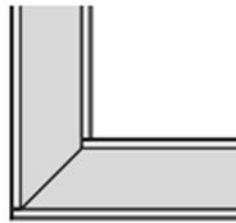


upper profile - mount using a track

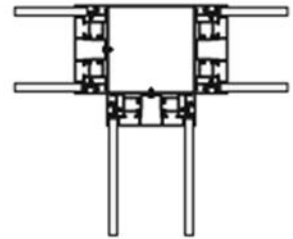
## TAW 2 WITHOUT MUNTIN • CONSTRUCTION DETAILS



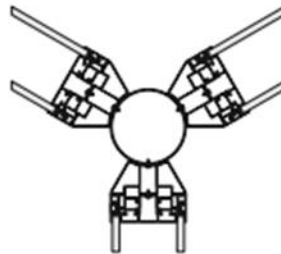
wall connection at 90 degree angle - L



wall connection at 90 degree angle - T  
option without corner



wall connection at 90 degree angle - T



wall connection at any angle - Y

## TAW 2 WITHOUT MUNTIN • DOOR TYPES



# TAW 2 WITHOUT MUNTIN • TECHNICAL SPECIFICATION

<b>Basic information</b>	two-pane system without muntin
<b>Mounting strap width</b>	110 mm
<b>Mounting strap height</b>	40 mm
<b>Acoustic insulation *</b>	Rw max. 49dB (-1, -5)
<b>Reaction to fire</b>	A1 **
<b>Fire resistance class</b>	not determined
<b>Wall height</b>	up to 3,520 mm ***
<b>Panes</b>	VSG: 55.1, 65.1, 88.2
<b>Doors</b>	single doorframe door (full glass)
<b>Category of use * (ETAG 003)</b>	IV
<b>Categories of rooms * (PN-EN 1991-1-1-2004)</b>	A (residential), B (office), C (for meetings)
<b>Material</b>	aluminium anode
<b>Colour options</b>	colours from RAL palette available

\* Confirmed by studies conducted in the Institute for Building Technology

\*\* Aluminium angles are classified as non-flammable and meeting the requirements of A1 reaction to fire class acc. to EN 13501-1 without tests, according to the European Commission's Decision 96/603/EC with changes acc. to the European Commission's Decision 2000/605/EC and 2003/424/EC

Glass panes are classified as meeting the requirements of A1 reaction to fire class acc. to EN 13501-1 without tests, according to the European Commission's Decision 96/603/EC with changes acc. to the European Commission's Decision 2000/605/EC and 2003/424/EC

\*\*\* We recommend using VSG 66.1, 66.2, or 88.2 glass for heights above 2,700 mm

