



KOMANDOR

KOMANDOR SYSTEMS

interior

Welcome to the world of Komandor's systems.

Where style doesn't have to stay inside your wardrobe!

In this catalogue you will find not only the systems for sliding and hinged doors, but also innovative solutions for designer wardrobes and modern interior glazing. You will be able to compare narrow and slender profiles with those more substantial and with wider frames. You will learn the advantages of individual solutions, their functionality and possible design variants.

In this catalogue of inspirations, you will also see what the profile of a given system looks like and explore its visual details. The profile of the wardrobe door is like a frame for a picture. It frames the unique filling of the front, emphasizes its qualities, or constitutes a characteristic contrast to it. The shape and colour of the profile are therefore especially important because they affect the final style and aesthetic of the furniture.

See how the functionality and interesting setting can be added to the designed furniture to highlight their original appearance, individual character, and atmosphere of the entire interior.

Choose your Komandor system.

KOMANDOR'S SYSTEMS

•	STANDARD	4
•	LUX	6
•	SZAFIR	8
•	AGAT	10
•	LAZURYT	12
•	SAHARA 1	14
•	SAHARA 2	16
•	HELIODOR THIN FRAME	18
•	HELIODOR GLUED	20
•	HELIODOR WITH HANDLE	22
•	OP1	24
•	OP14	26
•	ORTO	28
•	LUMI	30

STANDARD

system



Standard - a narrow and slender profile, with a groove, forming a delicate door frame. Doors made with the use of this profile are light and slender, which gives sublime character to the construction. Thanks to its delicate line, the Standard profile emphasizes the material that is inserted in the front. Wardrobes designed using this profile are perfect for narrow hallways, in the attic and in children's rooms in both classic and contemporary styles.

The Standard system enables the production of sliding and hinged doors, as well as the use of decorative strips to match the colour of the system.

PARAMETERS

- max door height: 2.75 m
- max door width: 1.25 m

PROPERTIES

- anti-jumping function protects the door against falling out of the bottom track
- buffer strips with short and long hair reduce vibrations when closing the door and protect the interior against dust
- rollers equipped with bearings ensure light door sliding with ease
- quiet work of the running gear
- possibility of using the door closers ensuring soft closing of the door



PROFILE COLORS

white



black



mat silver



mat gold



LUX

system



Lux – a system with wide edges and a regular, classic shape. The smooth surface and a light indent in the central part of the profile make it extremely comfortable to use, serves as a handle. The regular shape of the frame gives a gentleness to the wardrobe and thus the whole interior. Due to its appearance, Lux is widely used in interiors of various styles, from classic through retro, vintage, eclectic to rustic.

The Lux system enables the production of sliding, pivoting and slant doors and the combination of various insert materials within one door. It is also possible to use decorative strips in the colour of the system.

PARAMETERS

- max door height: 2.75 m
- max door width: 1.25 m

PROPERTIES

- anti-jumping function protects the door against falling out of the bottom track
- buffer strips with short and long hair reduce vibrations when closing the door and protect the interior against dust
- rollers equipped with bearings ensure light door sliding with ease
- quiet work of the running gear
- possibility of using the door closers ensuring soft closing of the door



PROFILE COLORS

white



black



silver



mat gold



SZAFIR

system



Szafir – a narrow, geometrically stylized and modern profile. The use of aluminum and the selection of inspiring colors emphasize its original shape and character. Szafir perfectly combines the functionality of the frame serving as a handle, with its delicate appearance. Wardrobes finished with this system are modern, soaring and extremely designer. They look attractive in minimalistic, eclectic, or scandinavian interiors as well as classic or loft interiors.

The Szafir system enables the production of sliding, pivoting and slant doors and the combination of various insert materials within one door. It is also possible to use decorative strips in the colour of the system. Thanks to the hidden bottom rollers, the system can be used as a partition door between rooms.

PARAMETERS

- max door height: 2,75 m
- max door width: 1,50 m

PROPERTIES

- anti-jumping function protects the door against falling out of the bottom track
- hidden running system and the invisible bottom track fixing allow the use of transparent insert material in the door
- rollers equipped with bearings ensure light door sliding with ease
- buffer strips with short and long hair reduce vibrations when closing the door and protect the interior against dust
- possibility of using the door closers ensuring soft closing of the door



PROFILE COLORS



LAZURYT

system



LAZURYT - interesting, harmonious shape that's structure is architecturally pleasing. The slim line, delicate roundness at the edge of the frame and its perfect composition makes Lazuryt an aristocrat among profiles of a similar character. It is a profile that stands out against the background of the door insert material, forming its visible frame. Lazuryt makes the wardrobe look elegant and classy, and at the same time modern and fresh. It goes perfectly with the classic, retro, vintage, industrial, scandinavian, eclectic, and contemporary styles.

The Lazuryt system enables the production of sliding, pivoting and slant doors and the combination of various insert materials within one door. It is also possible to use decorative strips in the colour of the system. Thanks to the hidden bottom rollers, the system can be used as a partition door between rooms.

PARAMETERS

- max door height: 2,75 m
- max door width: 1,50 m

PROPERTIES

- anti-jumping function protects the door against falling out of the bottom track
- hidden running system and the invisible bottom track fixing allow the use of transparent insert material in the door
- buffer strips with short and long hair reduce vibrations when closing the door and protect the interior against dust
- rollers equipped with bearings ensure light door sliding with ease
- quiet work of the running gear
- possibility of using the door closers ensuring soft closing of the door



PROFILE COLORS

white



black



gold



anode
champagne



anode
graphite



anode
natural



AGAT system



Agat - is a reference to the ancient culture, which has defined the European canons of beauty for a long time. The profile regards to simplicity and harmony, combining a strict geometric shape - classic and regular - with a modern, expressive form. It gives the wardrobe light and soft character, without depriving them of harmony and perfect proportions. It is an excellent proposition for interiors in classic, retro or boho style, and with appropriate styling - a romantic or French style.

The Agat system enables the production of sliding, pivoting and slant doors and the combination of various insert materials within one door. It is also possible to use decorative strips in the colour of the system. Thanks to its symmetry and hidden bottom rollers, the system can be used as a partition door between rooms.

PARAMETERS

- max door height: 2,75 m
- max door width: 1,50 m

PROPERTIES

- symmetry - the same appearance on both sides
- rollers equipped with bearings ensure light door sliding with ease
- anti-jumping function protects the door against falling out of the bottom track
- hidden running system and the invisible bottom track fixing allow the use of transparent insert material in the door
- buffer strips with short and long hair reduce vibrations when closing the door and protect the interior against dust
- possibility of using the door closers ensuring soft closing of the door



PROFILE COLORS

white




anode graphite



gold



anode natural



anode champagne



SAHARA 1

system



Sahara 1 – economical, narrow profile, subtle and simple shape, being a light frame for the door insert. Its appearance resembles the Standard system. Its delicacy and slender line perfectly emphasize the insert material of the fronts, their colour, structure, and the beauty of the surface without taking from the door. An ideal system for interiors in minimalistic, boho or vintage style.

Sahara 1 system enables the production of sliding, pivoting and slant doors and the combination of various insert materials within one door. It is also possible to use decorative strips in the colour of the system. Thanks to hidden bottom rollers, the system can be used as a partition door between rooms.

PARAMETERS

- max door height: 2,75 m
- max door width: 1,25 m [laminated panel], 1,00 m [glass]

PROPERTIES

- anti-jumping function protects the door against falling out of the bottom track
- buffer strips with short and long hair reduce vibrations when closing the door and protect the interior against dust
- possibility of using the door closers ensuring soft closing of the door




PROFILE COLORS


white



anode natural



anode champagne



SAHARA 2

system



Sahara 2 - economical, narrow profile with a rounded handle. Its appearance refers to the Lux system being its more delicate version. Simple shape of the Sahara 2 and the slender, long line emphasize the insert of the fronts in an interesting way, being a subtle complement to them. It is perfect for minimalistic, boho, vintage, retro, or classic interiors.

Sahara 2 system enables the production of sliding, pivoting and slant doors and the combination of various insert materials within one door. It is also possible to use decorative strips in the colour of the system. Thanks to hidden bottom rollers, the system can be used as a partition door between rooms.

PARAMETERS

- max door height: 2,75 m
- max door width: 1,25 m [lamine panel], 1,00 m [glass]

PROPERTIES

- the anti-jumping function protects the door against falling out of the bottom track
- buffer strips with short and long hair reduce vibrations when closing the door and protect the interior against dust
- possibility of using the door closers ensuring soft closing of the door



PROFILE COLORS

white



anode natural



anode champagne



HELIODOR

system
glued version



HELIODOR - in the glued version is about a subtle finish and invisible frames, which is why it is called a frameless system. Doors equipped with the Comfort Touch closing mechanism operate on the „push to open“ system, thanks to which, when slowing down, they are safe to use and incredibly quiet. Heliodor is a unique solution on a global scale, and thanks to the invisible frame, it fits in the latest trends in modern interior design. The system is dedicated mainly to clients who are guided by elegance and looking for unconventional solutions. Heliodor will find itself in minimalistic, avant-garde, and glamour styles.

The Heliodor system in the glued version enables the production of sliding doors with a glass insert, which can be joined both vertically and horizontally within one door.

PARAMETERS

- max door height: 2,75 m
- max door width: 1,50 m

PROPERTIES

- the anti-jumping function protects the door against falling out of the bottom track
- rollers equipped with bearings ensure light door sliding with ease
- hidden upper and lower rollers
- Comfort Touch mechanism provides soft and quiet closing of the door



PROFILE COLORS

anode natural



anode champagne



HELIODOR

system

with 6mm frame



HELIODOR – version with delicate, 6 mm frame is a perfect solution for both classic and modern spaces. Its greatest advantage is the possibility of using large pieces of panels or glass, without divisions, which are fixed directly to the aluminum frame. The slim line of the frame makes it practically invisible, making the fronts look frameless. In the case of a board insert, it allows to emphasize the wood grain and the structure of the rings. In case of glass surfaces, it accentuates the purity of the form and the elegance of glass. Fronts in this system are an original design, as well as style and class in one.

The heliodor system in the version with a delicate frame enables the production of sliding doors with a panel or glass filling. It also allows you to connect different fillings within one door, through their perfect fit or by means of a delicate and supple connection strip.

PARAMETERS

- max door height: 2,75 m
- max door width: 1,50 m


PROPERTIES

- the anti-jumping function protects the door against falling out of the bottom track
- rollers equipped with bearings ensure light door sliding with ease
- hidden upper and lower rollers
- Comfort Touch mechanism provides soft and quiet closing of the door



PROFILE COLORS

anode natural



anode champagne



HELIODOR

system

with 6mm frame and handle



Heliodor in the version with a delicate 6 mm frame has been additionally equipped with a bespoke handle, enabling the door to be opened without using the Comfort Touch soft closer. Thanks to the subtle yet practical handle, it is perfect for fronts with glass and mirror inserts as it prevents the fingerprints. Using large panels of glass, without any joints is possible, so as a result, we get harmonious and sophisticated door with a unique and modern look that fits into classic modernist, minimalist, and contemporary interiors.

The heliodor system in a version with a delicate frame and a handle allows you to make sliding doors with a glass filling, without any joints.

PARAMETERS

- max door height: 2,75 m
- max door width: 1,50 m


PROPERTIES

- the anti-jumping function protects the door against falling out of the bottom track
- rollers equipped with bearings ensure light door sliding with ease
- hidden upper and lower rollers
- Comfort Touch mechanism provides soft and quiet closing of the door



PROFILE COLORS

anode natural



anode champagne



OP1 system



Opal OP1 – simple, geometric shape profile, surrounding the insert like a frame. Hinged doors made in OP1 can be perfectly adapted to any style of rooms, from minimalistic to modern. The simple yet designer shape of the frames and their timeless colours will add a refined and elegant look to both the interior and the furniture. Pivoting doors in Opal frames will finish any wardrobes, display units and bookcases beautifully.

Opal OP1 system enables production of pivoting doors with a frame, with glass insert – also transparent -and mixing various glass colours within one door.

PARAMETERS

- max door height: 2,75 m
- max door width: 0,60 m
- insert: 4mm

PROPERTIES

- possibility to use Push to Open mechanism
- possibility to use handles
- possibility to use hinges with a soft close to ensure silent closing of the door
- visible, simple frame



PROFILE COLORS

white



anode natural



anode graphite



anode black



OP14

system



Opal OP14 with an invisible frame is a profile for glass fronts and a proposal to create interesting and functional hinged doors in various sizes. Doors in the Opal OP14 system can be used in walk in wardrobes, cabinets, chests of drawers, or other custom-made furniture in which we want to display glass as a raw material for the front.

PARAMETERS

- max door height: 2,75 m
- max door width: 0,60 m
- insert: 4mm

PROPERTIES

- possibility to use the Push to Open mechanism
- possibility to use handles
- possibility to use hinges with a soft close to ensure silent closing of the door
- invisible frame



PROFILE COLORS

white



anode natural



anode graphite



anode black



ORTO

system



Orto – the system is based on a narrow, modern profile with a slender line, which gives light and an open feeling to the design. Orto profiles are available in two versions: single and double. As a single, wall-mounted Orto profile adds delicacy and lightness to the construction. In the second option, as a structure of two profiles, it emphasizes the stability and technical character of the furniture. This option does not require mounting to the wall. Shelves and drawers, bars or cabinets can be mounted to the system, which gives a wide range of possibilities to design in any area of your home.

Orto built-in system fits perfectly into modern, industrial, loft or minimalistic interiors. It looks fresh, luxurious, and effective in bright and spacious living rooms and wardrobes, completely changing the character and atmosphere of the room.

PARAMETERS

- max door height: 2,77 m
- max width of 18mm shelf: 0,8 m
- max width of 28mm shelf: 1,2 m
- max width of hanger rod: 1,2 m

PROPERTIES

- modern and light appearance
- the possibility of making a lightweight structure based on one profile
- the possibility of making a more stable structure based on two profiles
- possibility of combining with other materials
- possibility of floor-ceiling installation in two profile version



PROFILE COLORS

white



anode natural



anode graphite



LUMI

system



Lumi - a system of internal, aluminum and glass partitions with characteristic joiner strips, in line with the modern design. The specificity and materials used allow the system to be used in both classic and loft interiors in the form of an original division of the room into separate zones with different functionalities.

Lumi's base is a minimalistic, aluminum profile available in Natural Anode and Black Mat colors. It creates an intriguing and interesting contrast to the glass (transparent, frosted, colored, reinforced, grooved) and furniture boards used as insert. The original Lumi door partitions add lightness to the interior and bold design visions.



LUMI - glazing with hinged doors

Fixed glazed screens with pivoting doors, dividing the space into independent zones. Any solutions, with the use of hinged doors in combination with top or side transom, create uniqueness with a Parisian twist.

PROPERTIES

- modern, industrial look
- wide use in interior design
- a quick way to separate the living space
- many possible variants of the partitions
- option of sliding and hinged doors
- original character and timeless elegance
- illuminates and soundproofs the interior
- optically enlarges the room

PARAMETERS

- max height: 3,0 m
- max width of the installation: 4,0 m
- max width of fixed and hinged panel: 1,0 m
- max height of the transom: 1,0 m
- max length of the transom: 2,0 m



LUMI - glazing with sliding doors

Single or double aluminum sliding doors, filled with glass or board, separated by a characteristic mullion. In combination with fixed side panels in various configurations, give the room an industrial feel.

PARAMETERS

- max height: 3,0 m
- max width of fixed panel: 1,0 m
- max width of the installation: 5,0 m
- max width of the sliding panel: 1,5 m



LUMI - internal screens

Glazed internal screens with mullions, functioning as subtle partition walls. They provide additional light, soundproofing and optically enlarge the interior, giving the space separate functions.

PARAMETERS

- max height of glazed screen: 2,0 m
- max width of glazed screen: 2,75 m



LUMI – door in a frame

A single, hinged door in a frame, with a grip or door handle. The variety of divisions and fillings allows the door to be adapted to all requirements, giving the interior a loft look.

PARAMETERS

- max door height: 2,5 m
- max door width: 1,0 m



This catalog presents only selected Komandor's systems.
The full range and colours of solutions are available on the website.

www.komandor.com